

Classic Magic

Twin-head cutting-off machine




Control

01

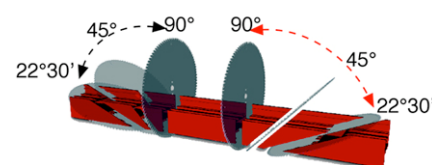


Tilting of the moving cutting heads

02



The Emmegi twin-head cutting-off machines boast of exceptional performance characteristics, including ruggedness and reliability. This machine is ideal for cutting aluminium and PVC bars in various thicknesses and at different angles. Latest generation machines which can make a considerable contribution to the production cycle thanks to their high standard of accuracy and user-friendliness. Classic Magic is an electronic twin-head cutting-off machine with automatic traversing of the moving cutting head. The machine can be provided with an industrial label printer to enable profile identification and association with relative job.



Digital readout for intermediate angles (optional)

03

Label printer (optional)

04

Intermediate support (optional)

05



Classic Magic

Twin-head cutting-off machine

01

Control

The user-friendly control panel installed on the various models, runs on bearings and allows correct positioning of the moving cutting heads according to cutting specifications. The work cycle is optimized through creation of the cutting lists thus reducing scrap as well as workpiece loading/unloading times.

02

Tilting of the moving cutting heads

The heads rotation around the horizontal axis happens through pneumatic cylinders and the obtainable angles, vary from 90° up to 22°30' external; the average angles are obtained through suitable, manually adjustable, stops. The mobile units are equipped with protections with pneumatic descent of the working area.

03

Digital readout for intermediate angles (optional)

When there is pneumatic tilting of the moving cutting heads, the intermediate angle readout allows exact identification of the tilting of the cutting head, thereby ensuring accuracy of the cut profiles. This device, which is specially useful in making cuts at intermediate angles, allows the operator to identify the required angular setting quickly and accurately.

04

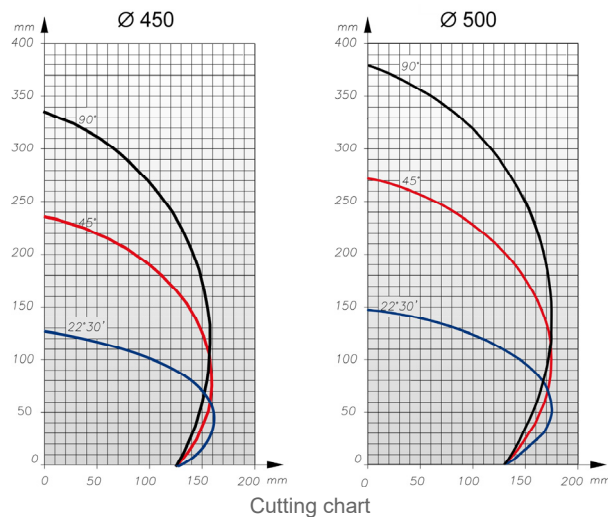
Label printer (optional)

The industrial label printer allows identification of each cut profile with the profile I.D. data originating from the cutting list. In addition, the printing of bar codes permits easy identification of the actual profile, which is particularly useful for subsequent machining phases on the machining centers or on assisted assembly lines.

05

Intermediate support (optional)

The pneumatic intermediate support proves highly useful when cutting light profiles with considerable lengths. In such case the pneumatic support automatically seeks to create the ideal condition to support the profile. This accessory is available for all lengths, but it is especially recommended on machines with cutting capacity of 5 and 6 metres.



CONTROL CHARACTERISTICS

Back-lit LCD display	•
Predisposition for connection to industrial label printer	○
USB port	○
RJ45 network card	○
Execution of single cuts	•
Memorization of 99 profile compensations with automatic calculation of the size for angle cuts	•
Memorization of 20 cutting lists (each with 50 lines) via keyboard	•
Memorization of 10 cutting lists (each with 100 lines) via cable from external PC through RS232 board	○

MACHINE CHARACTERISTICS

Measurement of moving cutting head position via direct measuring system with magnetic tape	•
2 carbide-tipped blades	2
Full guard for cutting zone, pneumatically operated	•
Pair of pneumatic horizontal and vertical clamps with "low pressure" device	•
Profile support roller conveyor	•
Lubrication system, spray-mist lubrication with oil and water emulsion or minimum quantity oil lubrication (depending on version)	•
Cutting angles with blade Ø 450 and 500 mm from 22°30' (external) to 90°	•
Manual profile support	•
Predisposition for automatic start of swarf exhauster MG	•
Pair of standard counterblocks	•
Metric scale	•
Cutting capacity 4/5/6 m depending on model	•
Blade motor power rating (kW)	2,2

- included
- available