


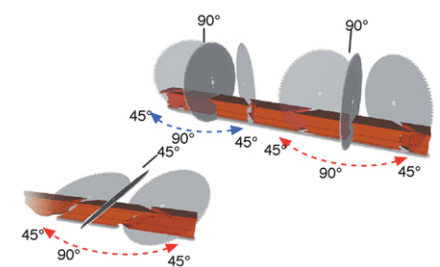
Norma 2
Twin-head cutting-off machine

Control 01

Rotation of the moving cutting heads 02





The Emmegi twin-head cutting-off machines boast of exceptional performance characteristics, including ruggedness and reliability. This machine is the ideal tool for cutting aluminium and PVC bars in various thicknesses and at different angles. Latest generation machines which can make a considerable contribution to the production cycle thanks to their high standard of accuracy and user-friendliness. Norma 2 is a twin-head cutting-off machine with automatic movement of the right cutting head. Rotation (45° to left and right) and manual tilting (45° about the horizontal axis) of the cutting heads.



Positioning of the moving cutting head 03

Control panel 04



Norma 2

Twin-head cutting-off machine

01 Control

The user-friendly control panel installed on the various models, runs on bearings and allows correct positioning of the moving cutting heads according to cutting specifications.
The work cycle is optimized through creation of the cutting lists thus reducing scrap as well as workpiece loading/unloading times.

02 Rotation of the moving cutting heads

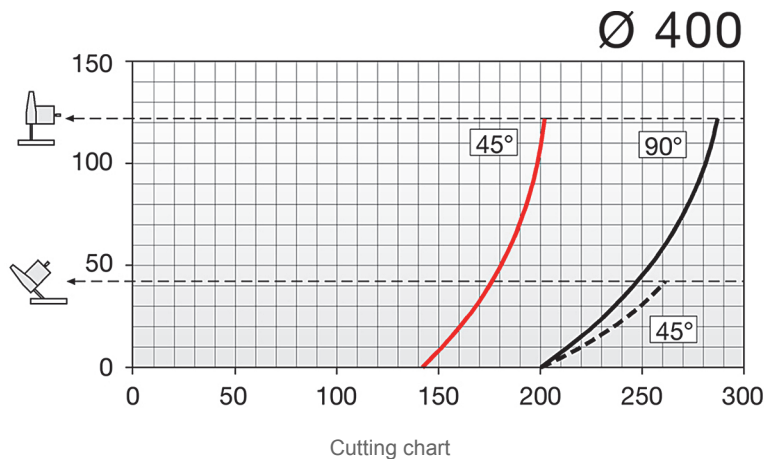
Two cutting heads, mounted on slides, are made up of a blade holder unit which can be positioned in respect to the back fence at 45° Left, 90°, 45° Right and at intermediate angles.

03 Positioning of the moving cutting head

The cutting head is positioned automatically and measurement of the position is through the direct measurement system with magnetic tape.

04 Control panel

The control panel installed on the various models runs on bearings and facilitates machine use due to the fact that it can be positioned in proximity of the cutting head.



CONTROL CHARACTERISTICS

- Digital LCD readout
- Execution of single cuts
- Memorization of 99 profile compensations with automatic calculation of the size for angle cuts
- Memorization of 10 cutting lists (each with 50 lines) via keyboard

MACHINE CHARACTERISTICS

- Measurement of moving cutting head position via direct measuring system with magnetic tape
- 2 carbide-tipped blades
- Brake motor (operating time 10 sec)
- Guarding of local cutting zone, mechanically operated
- Pair of pneumatic horizontal and vertical clamps with "low pressure" device
- Spray-mist lubrication system with oil and water emulsion
- Manual profile support
- Predisposition for automatic start of swarf exhauster MG
- Metric scale
- Cutting capacity 4/5 m
- Blade motor power rating (kW)

2.2