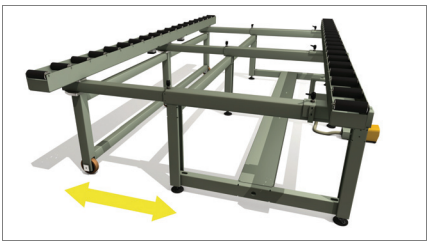


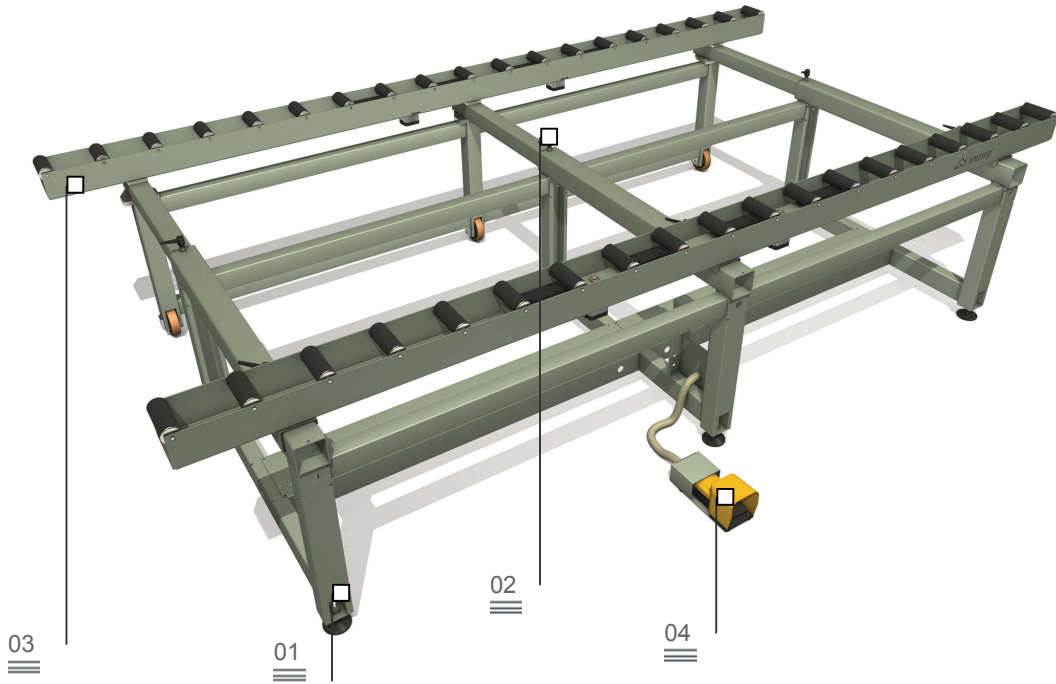
Adjustable feet 01



Extension 02

Roll Bench



Assembly bench



Large size modular bench for assembly and in-line handling of curtain wall frames. It is provided with two roller tracks covered with soft PVC sheathing; the distance between the two tracks is adjustable according to the width of the curtain wall section. A pneumatically operated system allows clamping the rollers during the work phases.

Roller conveyor 03

Foot switch control 04



Roll Bench

Assembly bench

01

Adjustable feet

Height-adjustable feet ensure that the work table can be set at the desired height, perfectly flush with the other products in the Dynamic Line. They also have holes for anchoring them to the floor.

02

Extension

ROLL BENCH can be extended on both sides thus increasing the size by opening from a minimum of 1460 mm to a maximum of 2500 mm (opening of the roller tracks varies from 500 mm to 2500 mm). After setting the position of the roller tracks, the roller conveyor can be clamped in position with clamping handles, thus ensuring a high degree of flexibility.

03

Roller conveyor

The curtain wall frames are rested on roller tracks, 160 mm wide, covered with soft PVC sheathing, thus minimizing the effort required by the operator.

04

Foot switch control

The footswitch allows clamping the rollers in order to be able to work the curtain wall frame under complete safety. Via a subsequent unclamping command, the frame can be moved thus making full use of the smooth running of the roller.

WORK SURFACES

Length, roller conveyor (mm)	4.000
Min width, roller conveyor (mm)	1.460
Max. width, roller conveyor (mm)	2.500

CHARACTERISTICS

Pneumatic roller clamping system	•
Extension in width	•
Adjustable distance of roller tracks (mm)	500 ÷ 2.500
Adjustable height (mm)	940 ÷ 1.000
Air consumption (NI/min)	3,49
Weight (kg)	400
Loading capacity (kg)	600