

# Vegamatic Pusher


## Cutting-off centre

Bar feeder

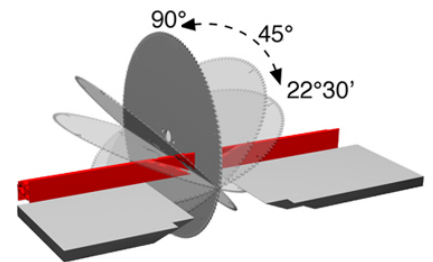
01

Control

02



Semi-automatic CNC cutting-off centre with horizontal blade feed, 2 controlled axes, designed for cutting profiles made of aluminium, PVC, light alloys in general. It performs automatic cutting according to predefined and optimized cutting lists. This machine is intended to perform cutting at an angle from 45° to 135° or from 22°30' to 157°30'. It can be fitted with customised horizontal or vertical drilling units for specific automatic machining operations. The machining is in line, workpieces are loaded from the feeder side and the manual unloading is carried out on the opposite side





Cutting-off module

03

Unloading roller conveyor

04



The images are only given for illustrative purposes

# Vegamatic Pusher

Cutting-off centre

## 01 Bar feeder

The extremely fast and precise numerical control system (CNC) for bar positioning includes a gripper for clamping the profile and the possibility to manually adjust the position. The movement is transmitted on a rack through a low backlash gearbox to maintain the high standards of precision guaranteed by the CNC. The feeder slides on case-hardened and tempered bars through linear bushings.

## 02 Control

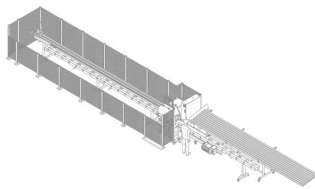
The operator interface with colour LCD screen is equipped with network connection and USB ports. It also features a built-in control panel, keyboard and mouse. Possibility to install the label printer. The control is managed by the Windows operating system under which the Job and Blade software packages are installed: Job is designed for the job editor and optimizing cutting lists; Blade, installed alongside Job, controls the machine's operations and manages the machining processes

## 03 Cutting-off module

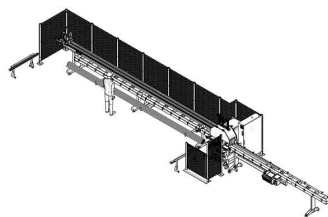
The cutting module consists of a single-head cutting off machine with hydro-pneumatic blade feed. It is provided with a 550 mm blade featuring wide cutting range: from 45° to 135° (from 22°30' to 157°30' optional). Setting of the cutting angles is fully automatic and is handled by the CNC.

## 04 Unloading roller conveyor

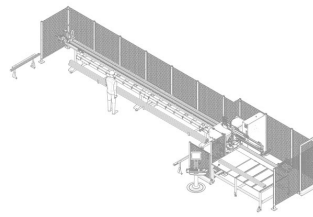
Vegamatic Pusher loads profiles on the left roller conveyor and unloads them from the right roller conveyor. The in-line machining makes it possible to limit the transfer of the profile on the working bench and to reduce cycle times..



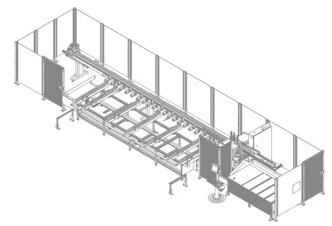
VEGAMATIC



VEGAMATIC PUSHER



VEGAMATIC PUSHER T



VEGAMATIC PUSHER  
TC

### AXIS TRAVEL

U AXIS (feeder) (mm)	7.500
B AXIS (angle of blade)	45° + 135° 22°30' + 157°30'

### MACHINING CAPACITY

Max. loadable profile length	6.850
Theoretical minimum cutting length (mm)	0

### BLADE

Diameter	550
Hydro-pneumatic feed	•

### CUTTING AREA GUARD

Full guard, pneumatically operated	•
------------------------------------	---

### LUBRICATION SYSTEM

Spray-mist lubrication with oil emulsion	•
--	---

### CLAMPS

Vertical pneumatic clamps	3
Horizontal pneumatic clamps with pressure reducer plus pressure gauge	2
Clamp pressure reduction with pressure gauge	•

### MOTOR

Power rating (kW), three phase blade drive motor	3
--	---

### PREDISPOSITION FOR SWARF EXHAUSTER

MG2-MG4	optional
---------	----------

2020/06/01

www.emmegi.com