



TKE 158

Manual copy router



Indirect head translation lever 01




Control joystick 02

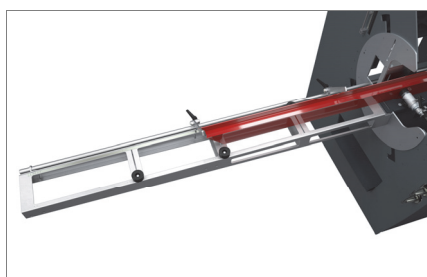


Single-head manual-control copy router with pneumatic locking system and head traversing movement controlled by an indirect lever. The speed of tool rotation can be adjusted from the electronic variator to process steel up to 2 mm and improve the milling quality and the service life of the tool. Through machining operations on aluminium can be performed without turning the workpiece. Scratch-proof work table. Pneumatic sensor with command on the handle.


Clamps 03



Stops and roller conveyors 04



Control with inverter 05



The pictures are provided by way of illustration only

TKE 158

Manual copy router

01 Indirect head translation lever

The tool travels along the horizontal plane manually using a lever that minimises the strength required by the operator. The height of the handle is adjustable for a practical and ergonomic use.

02 Control joystick

The lever allows the vertical movement of the milling unit. A motor starter button is found on the joystick. The electrospindle has a tool holder with an ISO 30 quick coupling; there are 4 housings on the sides of the machine for 3 tool holders.

03 Clamps

The machine has manually adjustable pneumatically controlled horizontal clamps that guarantee the profile blocks correctly in the machine. For better profiles blocking when required, a couple of vertical pneumatic clamps is available as an optional.

04 Stops and roller conveyors

The roller conveyors positioned on the right and left support very long profiles being processed. Moreover, a system of manually-adjustable stops, also on the right and left, allows the workpiece to be positioned properly in the machine, taking it to the work area.

05 Control with inverter

The control panel allows the machine to be activated, the motor to be switched on and the clamps to be opened and closed. The presence of the inverter allows the revs of the motor to be changes by means of a potentiometer on the console, thereby making the machine suitable for steel processing. An optional air-cooling system at -20°C allows stainless steel to be processed up to a thickness of 2 mm.

FEATURES	● included	○ optional
Motor with inverter (kW)		1.1
Tool speed (revs/min)		1.000 ÷ 10.000
Travel (X-Y-Z) (mm)		380 – 150 – 250
Clamp capacity at 90° (mm)		200 x 200
Rapid tool change		ISO 30
Tool connector with collet max (mm)		Ø = 10
Max tool length (mm)		95
Pair of horizontal pneumatic clamps	●	
Pair of vertical pneumatic clamps		○
PVC adjustable clamp jaws	●	
Automatic work area protection with pneumatic progress	●	
Laser pointer		○
Single cutter mill (mm)		Ø = 5 – 10
Mill-holder collet complete with ring nut (mm)		Ø = 5/6 – 9/10
Sensor tip with 4 diameters (mm)		Ø = 5 – 6 – 8 – 10
Indirect head translation lever	●	
Template with standard shapes	●	
Tool speed adjustment potentiometer	●	
Spray-mist lubrication system with water and oil emulsion	●	
Air-cooling system at -20°C and injection lubrication with 1 nozzle for stainless steel processing		○
Right and Left profile-supporting shelves with 4 excludable stops	●	
Central stop that slides along linear guides	●	
Tool holder storage built into the base, holds 4 tools	●	
Head movement along precision linear guides	●	