




TKE 158 S

Manual copy router



Workpiece rotation

01



Control joystick


02



Single-head manual-control copy router with pneumatic locking system and head traversing movement controlled by an indirect lever. Ability to work steel up to 2 mm and stainless steel (optional) up to 2 mm. Equipped with a rotating surface clamp table system, the machine works 4 profile faces without releasing the clamp or carrying out machining passing, performing a rotation of 270° to 90° sectors. Four pneumatic stops ensure locking. Pneumatic protection of the work area. The rotation device makes it possible to increase the processing speed and the level of precision, use shorter tools, eliminate passing machining and reduce vibrations and noise.

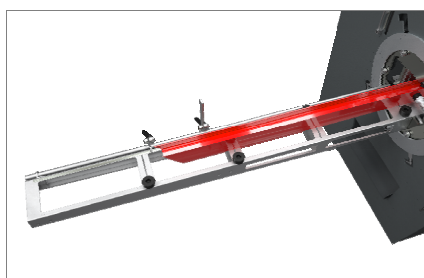
Clamps

03




Stops and roller conveyors

04



Control with inverter

05



TKE 158 S

Manual copy router

01

Workpiece rotation

Via the release control on the console, the slewing ring with rotary movement can be moved manually and blocked in 4 preset positions by pneumatic stops, for processing to be performed on the other sides of the profile.

02

Control joystick

The lever allows the vertical movement of the milling unit. A motor starter button is found on the joystick.
The electrospindle has a tool holder with an ISO 30 quick coupling; there are 4 housings on the sides of the machine for 3 tool holders.

03

Clamps

The machine has manually adjustable pneumatically-controlled horizontal and vertical clamps with a low pressure device, which guarantee the profile is blocked properly in the machine.

04

Stops and roller conveyors

The roller conveyors positioned on the right and left support very long profiles being processed. Moreover, a system of manually-adjustable stops, also on the right and left, allows the workpiece to be positioned properly in the machine, taking it to the work area.

05

Control with inverter

The control panel allows the machine to be activated, the motor to be switched on and the clamps to be opened and closed. The presence of the inverter allows the motor revs to be changed by means of a potentiometer on the console. An optional air-cooling system at -20°C allows stainless steel to be processed up to a thickness of 2 mm.

FEATURES

● included ○ optional

Motor with inverter (kW)	1.1
Tool speed (revs/min)	1.000 ÷ 10.000
Travel (X-Y-Z) (mm)	380 – 150 – 250
Clamp capacity at 90° (mm)	140 x 120
Rapid tool change	ISO 30
Tool connector with collet max (mm)	Ø = 10
Max tool length (mm)	95
Horizontal clamps with dual hold-down and low pressure device	2
Vertical clamps with low pressure device	2
PVC adjustable clamp jaws	●
Automatic work area protection with pneumatic progress	●
Laser pointer	○
Single cutter mill (mm)	Ø = 5 – 10
Mill-holder collet complete with ring nut (mm)	Ø = 5/6 – 9/10
Sensor tip with 4 diameters (mm)	Ø = 5 – 6 – 8 – 10
Template with standard shapes	●
Tool speed adjustment potentiometer	●
Spray-mist lubrication system with water and oil emulsion	●
Air-cooling system at -20°C and injection lubrication with 1 nozzle for stainless steel processing	○
Right and Left profile-supporting shelves with 4 excludable stops	●
Central stop that slides along linear guides	●
Tool holder storage built into the base, holds 4 tools	●
Head movement along precision linear guides	●